

## GRUPPO 4. SEZIONE SCIENTIFICA DI REUMATOLOGIA ED IMMUNOLOGIA CLINICA

### Researchers


Entity: REUMATOLOGIA ED IMMUNOLOGIA CLINICA 2022 · Year range: 2019 to 2023 · Data source: Scopus, up to 12 Apr 2023

| Name                  | Scholarly Output | Most recent publication | Citations | <i>h</i> -index |
|-----------------------|------------------|-------------------------|-----------|-----------------|
| 1. Ciccia, Francesco  | 101              | 2023                    | 1,056     | 41              |
| 2. Cuomo, Giovanna    | 35               | 2023                    | 294       | 33              |
| 3. Mauro, Daniele     | 29               | 2023                    | 347       | 15              |
| 4. Fasano, Serena     | 24               | 2023                    | 306       | 15              |
| 5. Liakouli, Vasiliki | 21               | 2022                    | 357       | 35              |
| 6. Tirri, Rosella     | 5                | 2023                    | 16        | 9               |

### Overall research performance

Entity: REUMATOLOGIA ED IMMUNOLOGIA CLINICA 2022 · Year range: 2019 to 2023 · Data source: Scopus, up to 12 Apr 2023

163

Scholarly Output   
60.7% Open Access

6 ▼

Researchers

1.57

Field-Weighted Citation Impact 

1,819

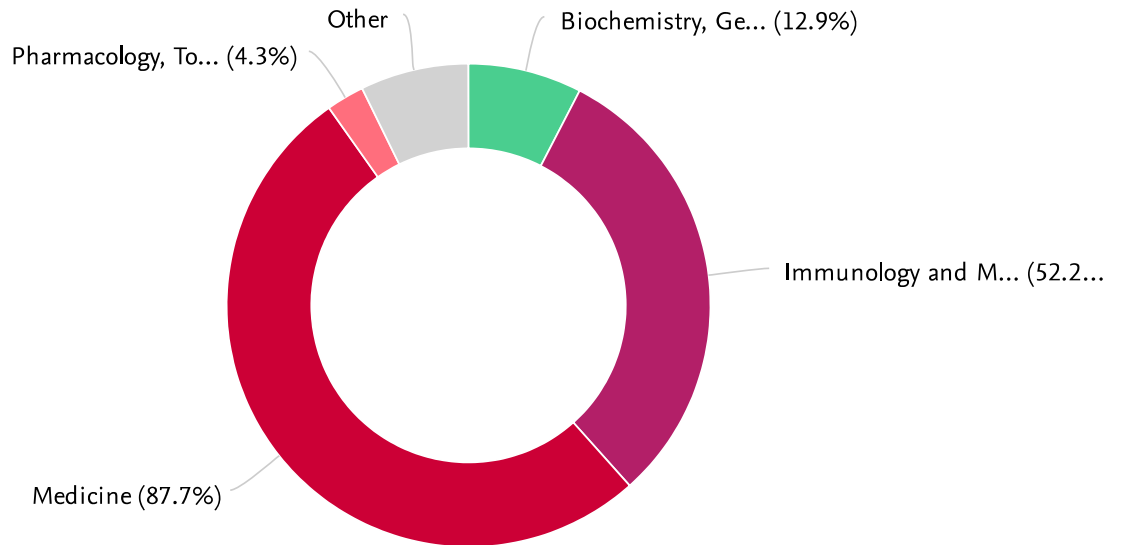
Citation Count 

11.2

Citations per Publication 

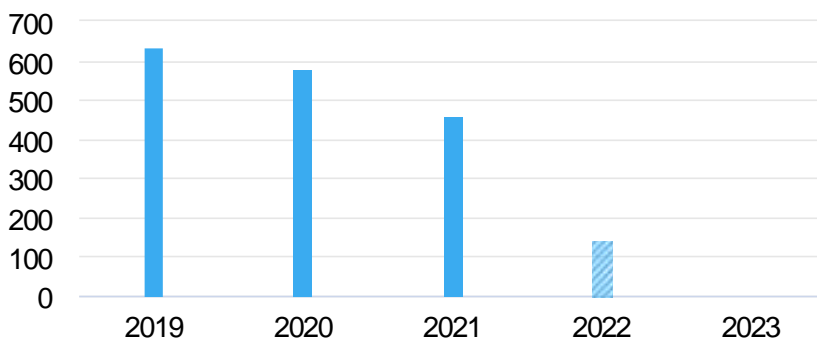
### Publication share by Subject Area

Entity: REUMATOLOGIA ED IMMUNOLOGIA CLINICA 2022 · Year range: 2019 to 2023 · Data source: Scopus, up to 12 Apr 2023



### Citation Count

Entity: REUMATOLOGIA ED IMMUNOLOGIA CLINICA 2022 · Year range: 2019 to 2023 · Data source: Scopus, up to 12 Apr 2023



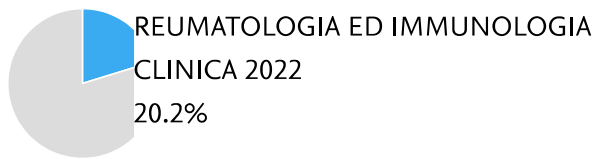
**1,819**

number of citations received by  
publications in REUMATOLOGIA  
ED IMMUNOLOGIA CLINICA 2022

Outputs in Top 10% Citation Percentiles summary

Entity: REUMATOLOGIA ED IMMUNOLOGIA CLINICA 2022 · Year range: 2019 to 2023 · Data source: Scopus, up to 12 Apr 2023

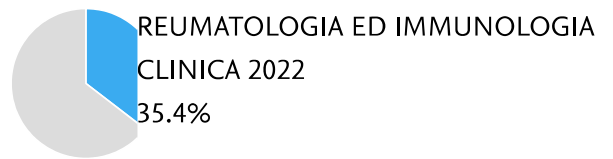
Publications in top 10% most cited worldwide (field-weighted)



Publications in Top 10% Journal Percentiles by CiteScore Percentile

Entity: REUMATOLOGIA ED IMMUNOLOGIA CLINICA 2022 · Year range: 2019 to 2023 · Data source: Scopus, up to 12 Apr 2023

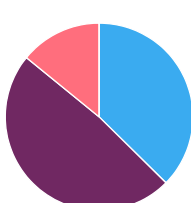
Publications in top 10% journals by CiteScore Percentile



Collaboration

Entity: REUMATOLOGIA ED IMMUNOLOGIA CLINICA 2022 · Year range: 2019 to 2023 · Data source: Scopus, up to 12 Apr 2023

Scholarly Output in REUMATOLOGIA ED IMMUNOLOGIA CLINICA 2022, by amount of international, national and institutional collaboration

| Metric  | Scholarly Output | Citations | Citations per Publication | Field-Weighted Citation Impact |      |
|---|------------------|-----------|---------------------------|--------------------------------|------|
|  International collaboration | 37.4%            | 61        | 915                       | 15.0                           | 1.71 |
| Only national collaboration   | 48.5%            | 79        | 772                       | 9.8                            | 1.85 |
| Only institutional collaboration  | 14.1%            | 23        | 132                       | 5.7                            | 0.84 |
| Single authorship (no collaboration)  | 0.0%             | 0         | 0                         | 0.0                            | -    |