

## GRUPPO 9. SEZIONE SCIENTIFICA DI GENETICA MEDICA

### Researchers

Entity: GENETICA MEDICA 2022 · Year range: 2019 to 2023 · Data source: Scopus, up to 12 Apr 2023

Name	Scholarly Output	Most recent publication	Citations	<i>h</i> -index
1. Nigro, Vincenzo	90	2023	624	42
2. Torella, Annalaura	75	2023	555	21
3. Banfi, Sandro	46	2023	534	50
4. Piluso, Giulio	31	2023	201	27
5. Morleo, Manuela	26	2023	1,026	16
6. Karali, Marianthi	21	2023	216	17

### Overall research performance

Entity: GENETICA MEDICA 2022 · Year range: 2019 to 2023 · Data source: Scopus, up to 12 Apr 2023

156

Scholarly Output 

76.3% Open Access

6

Researchers

1.45

Field-Weighted Citation Impact 

2,132

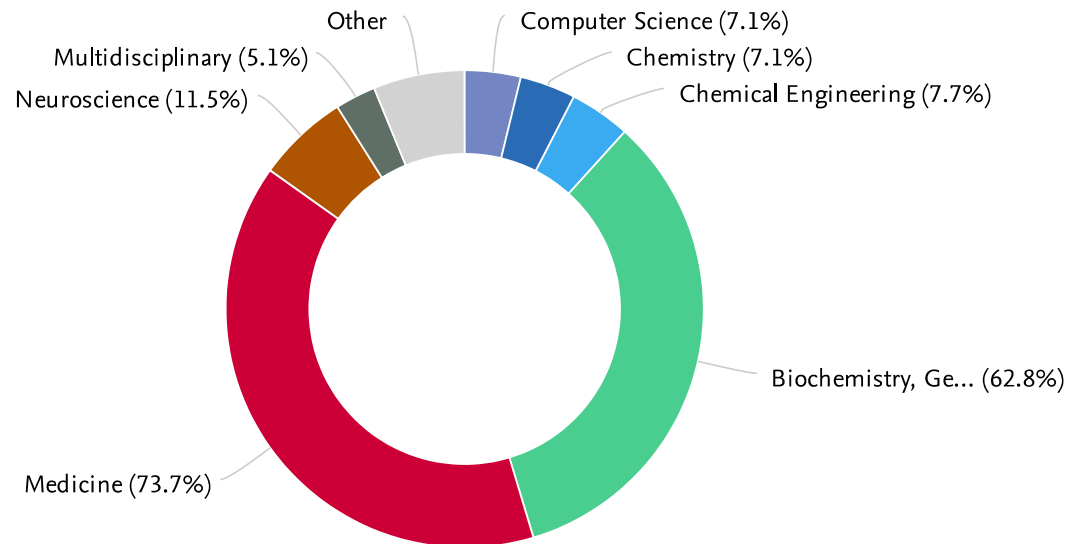
Citation Count 

13.7

Citations per Publication 

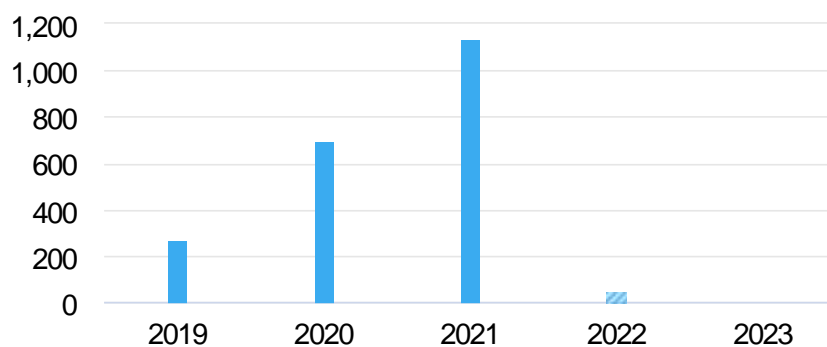
### Publication share by Subject Area

Entity: GENETICA MEDICA 2022 · Year range: 2019 to 2023 · Data source: Scopus, up to 12 Apr 2023



### Citation Count

Entity: GENETICA MEDICA 2022 · Year range: 2019 to 2023 · Data source: Scopus, up to 19 Apr 2023



**2,156**

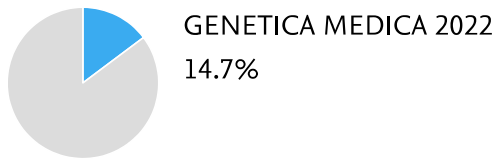
number of citations received by  
publications in GENETICA MEDICA  
2022

Incomplete year

### Outputs in Top 10% Citation Percentiles summary

Entity: GENETICA MEDICA 2022 · Year range:  
2019 to 2023 · Data source: Scopus, up to 12 Apr  
2023

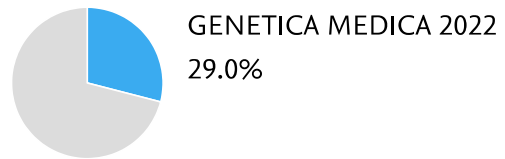
### Publications in top 10% most cited worldwide (field-weighted)



### Publications in Top 10% Journal Percentiles by CiteScore Percentile

Entity: GENETICA MEDICA 2022 · Year range:  
2019 to 2023 · Data source: Scopus, up to 12 Apr  
2023

### Publications in top 10% journals by CiteScore Percentile



### Collaboration

Entity: GENETICA MEDICA 2022 · Year range: 2019 to 2023 · Data source: Scopus, up to 12 Apr 2023

### Scholarly Output in GENETICA MEDICA 2022, by amount of international, national and institutional collaboration

